

# MOZART the COMPOSER

## lesson plan



Adapted from Core Knowledge  
First Grade Objectives



# Lesson 8

# MOZART the COMPOSER

## lesson plan

### VOCABULARY

- instrumental
- classical
- opera
- composer

### MATERIALS

- Discussion Read Aloud
- Read Aloud Cards
- Mozart Listening Sheet
- Compose Your Own Song directions and printables

### OBJECTIVES

- Child will be able to **analyze** three of Mozart's pieces
- Child will **compose** their own musical piece.

### Introduce

- Have your child get very comfortable and listen to [this](#) It is Mozart's music set to a story. When finished, discuss what happened and why the music was important.

### Teach

- Listen to these pieces of music by Mozart (at least for one minute) and complete the Listening Sheet associated with each piece (Lesson Sheet I).

[Symphony No. 40](#)

[Piano Concerto No. 21](#)

[Clarinet Concerto](#)

- Read the Discussion Read Aloud.
- Complete one or both of the activities.

### Review/Extend

Discuss what they like/didn't like about Mozart's music. What is different about music today?

### LESSON

## [Compose Your Own Music online](#)

This is a wonderful website that allows children to compose their own song using musical notes without any musical knowledge or background.



## Be Your Own Composer!

Grab a xylophone and the attached directions and create your own masterpiece!



### ACTIVITY

# Lesson 8

## MOZART the COMPOSER

*discussion read aloud*

In our last lesson we talked about Wolfgang Amadeus Mozart. How many pieces of music did he compose? (*allow time for response*) 600! That is a lot of pieces of music!

Some of these pieces had words for people to sing. Mozart composed many **operas**. An opera is much like a play except that it is all set to music and instead of the people talking they sing. We will learn about some of his operas in future lessons.

A lot of his work was also **instrumental**. Do you know what that means? It means that he wrote music only for instruments. He composed (or wrote down) what each instrument should play. When all the instruments played their part his song would come to life as he intended.

When a **composer** writes a song he uses musical notes. Have you ever seen those before? (show Read Aloud Card I) It's like a secret language for music! We will learn about these notes in a later lesson as well.

Mozart's music is still played and enjoyed by people today. Often, music that was written a long time ago but still enjoyed today is called **classical** music. This means that Mozart is a classical music composer.

We still have musical composers today. Today, there are many different types of music. Each type of music usually has it's own set of instruments. But, no matter the type of music, someone must compose a song to be played!

And you get to be a composer today! Are you ready?



# Concerto No. 1

in G major K 313

for flute and piano \*

W. A. Mozart (1756-1791)

**Allegro maestoso**

The image displays a musical score for the first movement of Mozart's Concerto No. 1 in G major, K. 313, arranged for flute and piano. The tempo is marked 'Allegro maestoso'. The score is written in 2/4 time and G major. It consists of four systems of music. The first system shows the Flute part (treble clef) and the Piano part (grand staff). The piano part begins with a forte (*f*) dynamic. The second system shows the piano part with a piano (*p*) dynamic. The third system shows the piano part with a forte (*f*) dynamic. The fourth system shows the piano part with piano (*p*) and forte (*f*) dynamics. A trill (*tr*) is indicated in the piano part in the first system. A 'Schedule' button is overlaid on the score in the second system.


\* from the original for flute and orchestra

# Mozart's listening sheet



## SYMPHONY NO. 40

What instruments do you hear?



How does the music make you feel?



Rate this piece.



## Piano concerto NO. 21

What instruments do you hear?



How does the music make you feel?



Rate this piece.



## Clarinet concerto

What instruments do you hear?



How does the music make you feel?



Rate this piece.



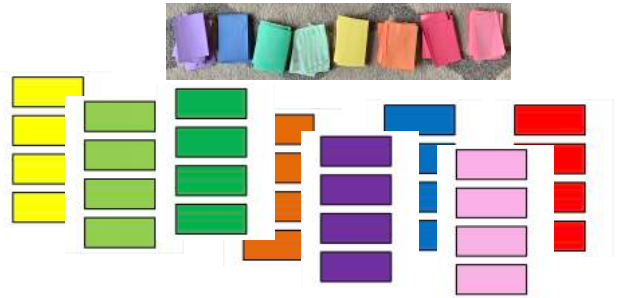
# compose your own song

**IMPORTANT:** For this activity, you will need some sort of toy xylophone.

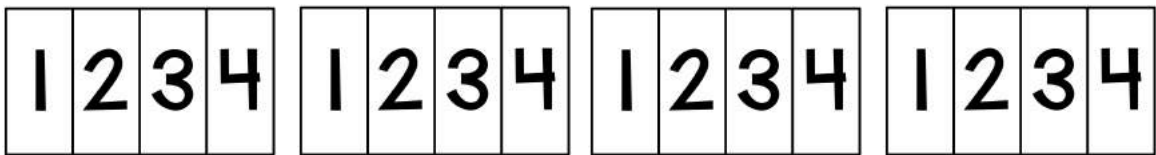


# your own song

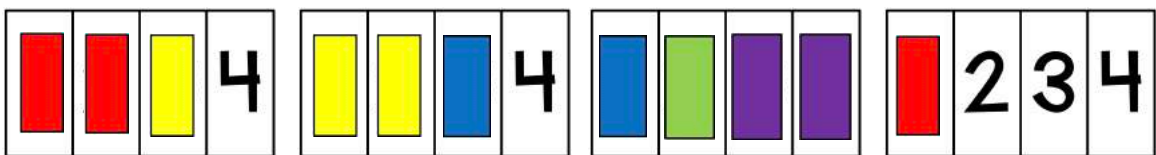
**FIRST:** Print pages 8-15 OR create your own color rectangles with construction paper (be aware: xylophones keys are different colors)



**NEXT:** Print four copies of page 7 and lie them on the ground in a row front of the xylophone.



**THEN:** Using the color cards, create your own tune. Each color rectangle stands for hitting that colored key once. If you want that note to be "long" or to take a rest, leave the next numbered square blank.







**NOW:** Play your composition!

4

3





2

1



























# CREDITS



**I COULDN'T HAVE CREATED THIS PRODUCT WITHOUT  
THESE WONDERFUL ARTISTS!**

# THANK YOU!

THANK YOU FOR YOUR PURCHASE! IT MEANS SO MUCH TO ME. I HOPE YOU AND YOUR STUDENTS OR CHILDREN LOVE THIS RESOURCE!

I STRIVE TO MAKE LEARNING FUN THROUGH GAMES AND OTHER HANDS-ON ACTIVITIES. BE SURE TO FOLLOW ME BY CLICKING THE LINKS ON THE NEXT PAGE. I'M ALWAYS COMING UP WITH NEW IDEAS AND SHARING FREEBIES!

IF YOU HAVE ANY QUESTIONS, COMMENTS OR FEEDBACK,  
PLEASE EMAIL ME AT [GLUESTICKSANDGAMES@GMAIL.COM](mailto:GLUESTICKSANDGAMES@GMAIL.COM).

I WOULD LOVE TO HEAR FROM YOU!

## terms of use

### YOU MAY:

- ✧ USE ITEMS FOR YOUR OWN CLASSROOM STUDENTS OR YOUR OWN PERSONAL USE.
- ✧ REFERENCE THIS PRODUCT IN BLOG POSTS, AT SEMINARS, PROFESSIONAL DEVELOPMENT WORKSHOPS, OR OTHER SUCH VENUES PROVIDED THERE IS BOTH CREDIT GIVEN TO MYSELF AS THE AUTHOR AND A LINK BACK TO MY TPT STORE IS INCLUDED IN YOUR POST/PRESENTATION.

### YOU MAY NOT:

- ✧ CLAIM THIS WORK AS YOUR OWN.
- ✧ SELL THE FILES IN ANY WAY.
- ✧ POST THE DOCUMENT ANYWHERE ON THE INTERNET.
- ✧ MAKE COPIES OF THIS ITEM TO SHARE WITH OTHERS.

**CLICK ANYWHERE TO FOLLOW ME ON TEACHERS  
PAY TEACHERS!**

**BE THE** *first to find out*  
**WHEN NEW GAMES AND ACTIVITIES ARE IN MY  
STORE!**

**SHHHHHH. THEY'RE OFTEN FREE OR HIGHLY  
DISCOUNTED THE FIRST 24 HOURS!**



I'D LOVE FOR YOU TO FIND ME IN  
OTHER PLACES!

WATCH ME ON  
YOUTUBE

CHECK OUT MY BLOG

FIND ME ON FACEBOOK



PIN WITH ME ON  
PINTEREST

SEE ME ON INSTAGRAM

